

THE
WILD WEST PRESS



A Study of
19th Century Job Printing

including various

ROUGH FONTS

and sundry

**USEFUL
ILLUSTRATIONS**

☞ *Furnished by the Walden Font Co.*



e all have seen "Wanted" posters and "Saloon" signs and have a pretty good idea what something printed in the Wild West ought to look like. In fact, we often seem to think that "Wild West" typefaces form a special branch of typography. In reality, printing on the Frontier was pretty much what it was elsewhere in the nation - 19th century American printing, probably on a more provincial scale than in the East. But even as the real life dramas of the Wild West unfolded, countless dime novels, and later Hollywood movies and TV shows fixed an image in our minds of the characters that populated the West, and their trappings. This included a narrow definition of "Western" printed matter as voluptuous creations of Steamboat Gothic, featuring the most outrageously decorated typefaces. Whether these fancy fonts were actually ever used in the print shops of Topeka or Abilene is highly questionable. Lead fonts are heavy, and freight rates to the outlying territories of the young republic were exorbitant. Rather than offering a wide selection of dazzling type creations, most local job printers would have had a limited variety of staple workhorse fonts on hand, well-worn and possibly antiquated. This, at least, is our conjecture based

on our study of the scarce extant material. Job printing being ephemeral, precious few examples have come down to us.

To create this set of fonts, we have sifted through original material from the Library of Congress and a great number of other historical sources. Wherever possible, we identified the fonts used in each specimen and thus arrived at a short list of typefaces that printers appear to have favored most. We are pleased to make these fonts available for the first time in the context of printing in the Old West. As they are taken from original specimens they carry the chinks and dings of hard use, which should only add to their charm.

Winchester, in the Winter of 2004

Oliver Weiss

Proprietor,
The Walden Font Co.

Display Types

Most of these fonts were wood types, that is, the bodies of the types were mounted on wooden blocks. These were more economical and easier to handle at large sizes. Sometimes the character itself was made of wood, too, but most often it was cast in a thin layer of lead which was then fixed to the block. These fonts vary in their completeness: some only contain uppercase characters, some have no numerals or punctuation. This has been indicated below each sample.

ASHWOOD CONDENSED

Punctuation Numerals Uppercase Lowercase

ASHWOOD EXTRA BOLD

Punctuation Numerals Uppercase Lowercase

ASPHALTUM

Punctuation Numerals Uppercase Lowercase

AUBREY LANDING

Punctuation Numerals Uppercase Lowercase

Bullion Extra Condensed

Punctuation Numerals Uppercase Lowercase

Bullion Roman

Punctuation Numerals Uppercase Lowercase

Bullion Italic

Punctuation Numerals Uppercase Lowercase

Chalk Bluff

Punctuation Numerals Uppercase Lowercase

Bear Gulch

Punctuation Numerals Uppercase Lowercase

CLIFFORD EIGHT

Punctuation Numerals Uppercase Lowercase

CUT AND SHOOT

Punctuation Numerals Uppercase Lowercase

GATLIN

Punctuation Numerals Uppercase Lowercase

Muleshoe

Punctuation Numerals Uppercase Lowercase

Rawhide

Punctuation Numerals Uppercase Lowercase

ROUND MOUNTAIN

Punctuation Numerals Uppercase Lowercase

ROYAL NONESUCH

Punctuation Numerals Uppercase Lowercase

SAGELAND

Punctuation Numerals Uppercase Lowercase

Sawtooth

Punctuation Numerals Uppercase Lowercase

SHELLDRAKE

Punctuation Numerals Uppercase Lowercase

STOCKTON

Punctuation Numerals Uppercase Lowercase

Thousandsticks

Punctuation Numerals Uppercase Lowercase

THUNDER MOUNTAIN

Punctuation Numerals Uppercase Lowercase

WHITECROSS

Punctuation Numerals Uppercase Lowercase

WILD WASH

Punctuation Numerals Uppercase Lowercase

Text Types

Cast in lead in relatively small sizes, these fonts were used for paragraph text. Our fonts include upper and lower case characters, as well as punctuation and numerals.

Faywood Roman

Maecenas tincidunt luctus orci. Aenean sollicitudin malesuada quam. Donec porttitor urna vitae eros. Nulla nisl lorem.

Faywood Italic

tum sapien quis arcu. Curabitur ut nulla. Nam est purus, iaculis sed, pretium eu, dapibus vita.

Faywood Extra Condensed

Aliquam in urna. Aenean eu elit. Vivamus augue risus, interdum id, commodo elementum, commodo a, metus. Nam quam. Phasellus porta posuere quam. Donec nunc libero.

Jawbones Condensed WF

Quisque id nulla id sem adipiscing varius. Integer aliquet interdum lectus. Quisque risus leo, pulvinar id.

Langtry

Fusce nonummy, orci ac tempus sagittis, wisi mauris pellentesque odio, sed rutrum orci.

Matchwood

Mauris velit leo, pretium sed, vestibulum at, suscipit et, massa. In auctor, eros quis.

Matchwood Italic

Morbi sagittis consectetur odio. Sed nulla lectus, malesuada vel, convallis quis.

Matchwood Bold

Ut in velit sed ante pellentesque fringilla. Nullam dolor eros, tempor elementum.

Matchwood Bold Italic

Phasellus varius dolor eu tellus. Morbi fermentum odio a nibh eleifend sodales.

Ophir

Maecenas wisi lacus, ultrices eget, aliquet quis, aliquam quis.

Dead Man's Hand

Noted penman and expert on Spencerian handwriting Michael Sull created this handwriting font for us. As he puts it: "I wanted to re-create the handwriting of someone who is used to slinging a six-shooter rather than a pen."

Dear Sir

On June 13th A.D. 1873, Edmund J. Davis Governor of Texas offered a reward of \$600 for the arrest and conviction of one Brown Bowen who murdered my son Thomas Holderman on the 17th day of December 1872 and was indicted for the same and incarcerated in the County Jail at Gonzales for the same and was broken out of jail by the John Wesley Hardin Party, and is now at large and beyond the limits of the State of Texas.

I also state that Brown Bowen is a Brother-in-Law to John Wesley Hardin and his gang of desperados. Such is in the proof of the same and I earnestly request for Humanity sake and the vindication of the law would ask that you offer a suitable Reward for the apprehension of the said Brown Bowen to be delivered inside of the county jail door of Gonzales County Texas. With hope that you will comply with my Request and that Justice may be done I am

Respectfully
David Holderman

Heroes and Villains Signatures

This font contains authentic autographs of some of the best-known personalities in the West - both famous and infamous.

*W.F. Cody
"Buffalo Bill"*

a William F. Cody - "Buffalo Bill"
noted scout and entertainer

Davy Crockett

b Davy Crockett
Tennessee frontiersman, hero of the Alamo

*George W. Lillie
"Pawnee Bill"*

c George W. Lillie "Pawnee Bill"
frontiersman and circus owner

Emmet Dalton

d Emmet Dalton
notorious bank robber

Sheriff William Tilghman

e Sheriff William Tilghman
sheriff of Dodge City

William C. Quantrill

f William C. Quantrill
ruthless Civil War guerilla

Ned Buntline

g Ned Buntline - E.Z.C. Judson
noted western writer

Francisco "Pancho" Villa

h Francisco "Pancho" Villa
famed Mexican rebel

Sitting Bull

i Sitting Bull
famous Indian Chief

John A. Sutter

j John A. Sutter
on whose property in California gold was discovered in 1848

James Marshall

k James Marshall
the discoverer of the gold

Grat Dalton

l Grat Dalton
notorious bank robber

➤ We recommend that you set signatures at large point sizes to achieve the proper dimension. 120 points is usually not too much.

THE WILD WEST PRESS

<i>Wyatt R. Earp</i>	m	Wyatt Earp <i>famous lawman</i>
<i>Jim Younger</i>	n	Jim Younger <i>famous outlaw</i>
<i>Calamity Jane</i> <i>ma</i>	o	Martha J. Burke - "Calamity Jane" <i>noted female outlaw</i>
<i>Cole Younger</i>	p	Cole Younger <i>famous outlaw</i>
<i>Bob Younger</i>	q	Bob Younger <i>famous outlaw</i>
<i>Jesse James</i>	r	Jesse James <i>famed train robber</i>
<i>Allan Pinkerton</i>	s	Allan Pinkerton <i>famous detective</i>
<i>W.M. Bonney</i>	t	W.M. Bonney <i>the notorious "Billy the Kid"</i>
GERONIMO	u	Geronimo <i>great Apache warrior</i>
<i>Pat Garrett</i> <i>Sheriff</i>	v	Sheriff Pat Garrett <i>killed Billy the Kid</i>
<i>Annie Oakley</i>	w	Annie Oakley <i>famous marksman</i>
<i>Robert N. Ford</i>	x	Robert N. Ford <i>shot Jesse James</i>
<i>Samuel Colt</i>	y	Samuel Colt <i>made the Six-Shooter famous</i>
<i>Squire Boone</i>	z	Squire Boone <i>frontiersman, brother of Daniel</i>

THE WILD WEST PRESS

<i>Brigham Young</i>	A	Brigham Young <i>Mormon leader</i>
<i>F.B. Hickok</i>	B	James Butler "Wild Bill" Hickok <i>famous sheriff, killed holding the "Dead Man's Hand"</i>
<i>John McCall</i>	C	Jack McCall <i>shot Wild Bill Hickok</i>
<i>James Masterson</i>	D	James "Bat" Masterson <i>famous lawman</i>

"The penciled signatures of Geronimo, written during the World's Fair at St. Louis, are quaint relics of a great warrior whose small band of Apache braves held a whole American army at bay for several years. Geronimo drew his signature sideways, starting at the top G and coming down to the terminal O, so that the completed effort, requiring several minutes to print, looked like a fancy totem pole until turned to reveal his name."

- Charles Hamilton, *The Signature of America*

GERONIMO

Symbol Fonts

Symbol fonts contain small spot illustrations that can be used to enhance text. Refer to the charts to determine the correct keystroke for a given character.

Western Bullets WF

This font contains a variety of pointers, decorations and Native American symbols.

Note that the familiar "hand" or chap book pointers were often used to mark the beginning of a paragraph, or to delineate items in a list.

	A		S		k		3		-
	B		T		l		4		-
	C		U		m		5		+
	D		V		n		6		=
	E		W		o		7		,
	F		X		p		8		.
	G		Y		q		9		/
	H		Z		r		0		?
	I		a		s		!		~
	J		b		t		@		^
	K		c		u		#		{
	L		d		v		\$		}
	M		e		w		%		[
	N		f		x		^]
	O		g		y		&		\
	P		h		z		*		
	Q		i		1		&		:
	R		j		2)		;

Cattle Brands WF

Since all steers look much the same, and because there were no fences on the miles of grazing lands, brands soon became essential western symbols. The marks and designs are the heraldry of the plains. Despite all we hear about cattle rustling, returning lost cattle to its rightful owner was a matter of personal honor. Our font is useful in many ways - as a themed border, a source of spot illustrations or text bullets.

	A	Walking-Y		Q	Walking-Tadpole		k	Rising Sun
	B	Old Woman		R	Hatchet		l	Running Sack
	C	Owl Ranch		S	Loughorn-Plus		m	Rocking-R
	D	Wind Flower Ranch		T	Laurel-Leaf		n	Bar-Button-Hook
	E	Nunn Ranch		U	Lazy-H		o	Bob-On-The-Square
	F	A Coffin Ranch		V	Lizzard		p	Boot-B
	G	Andron Ranch		a	Curry-Comb		q	Bridle-Bit
	H	O-Cross-O Ranch		b	Double-R		r	Buzzard-On-The-Rail
	I	Drunken-T		c	Spectacle-G		s	Six-Shooter
	J	Flying-B		d	Spur		t	Slash-Pine
	K	Hash-Knife		e	Swan		u	Sleeping Six
	L	Hat-A		f	Swing-Diamonds		v	Lightning
	M	Triangle-Tail		g	Triangle-X		w	Snake-in-Moon
	N	Tumbling Horseshoes		h	Drag-F		x	Chain-Seven
	O	Turkey-Track		i	Pigs Eye		y	Crossed-W
	P	U-Fly		j	Pine Tree		z	Crow-Foot


In addition to the key-strokes this table also indicates the names of the respective ranches. Some of them are still in existence!

Border Fonts

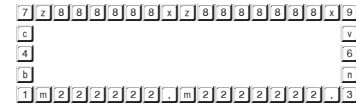
19th century printers made heavy use of ornamental borders. To create a border, select a border font from the font menu in your application, then press the numbers on your keypad in the following pattern:



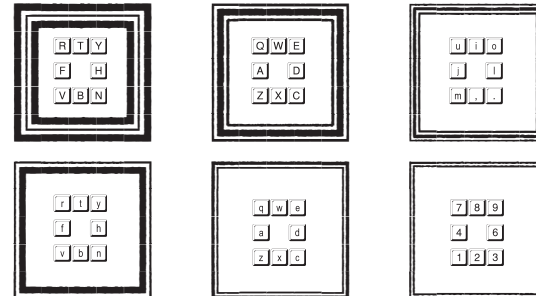
Place borders in separate text boxes or frames so that they don't interfere with the text inside.



The Lace Border font includes additional characters to produce a more intricate border, as shown above and in the schema below.



Brass Rules



The Brass Rules fonts contains several borders. Refer to the indicated letter groupings to get the desired border.

TO THE RESCUE!

**Three Fugitives
about to be**

ARRESTED!!

*W.M. CRAFTS supposed to
be one.*

BE ON THE ALERT

No time to be lost!

Friday, Oct. 25, 1850


A rather strange poster from 1850. One wonders what the citizenry was called upon to do here. Original courtesy of Lion Heart Autographs, New York.



Clip Art

Rules



Newspaper rules and borders are used as convenient dividers to separate text items in the same column, or to draw attention to a paragraph.




- 1.
- 2.
- 3.
- 4.
- 5.
- 6.
- 7.
- 8.
- 9.
- 10.
- 11.
- 12.
- 13.
- 14.
- 15.
- 16.
- 17.
- 18.
- 19.
- 20.
- 21.
- 22.
- 23.
- 24.
- 25.

All Clip Art images are found in the **clipart** folder, which in turn is found in the **wwp** folder on your computer's hard drive. You will find one folder for each image category featured here. The number below each image corresponds with the name of the file.

People and Faces




Transportation




Animals




Patriotic Symbols




Page Decorations



Scenery





P. O. BOX 871 WINCHESTER, MA 01890
WWW.WALDENFONT.COM